

PRODUCT INFORMATION PACKET



Model No: C4T17FZ47B

Catalog No: 107025.00

P1100...95:1.18RPM.1089LBIN..33HP.48Y...AC GEARMOTORS FHP.208-
230/460V.3PH.60HZ.TEFC.C4T17FZ47B

P1100 Series



Regal and Leeson are trademarks of Regal Beloit Corporation or one of its affiliated companies.

©2018 Regal Beloit Corporation, All Rights Reserved. MC017097E





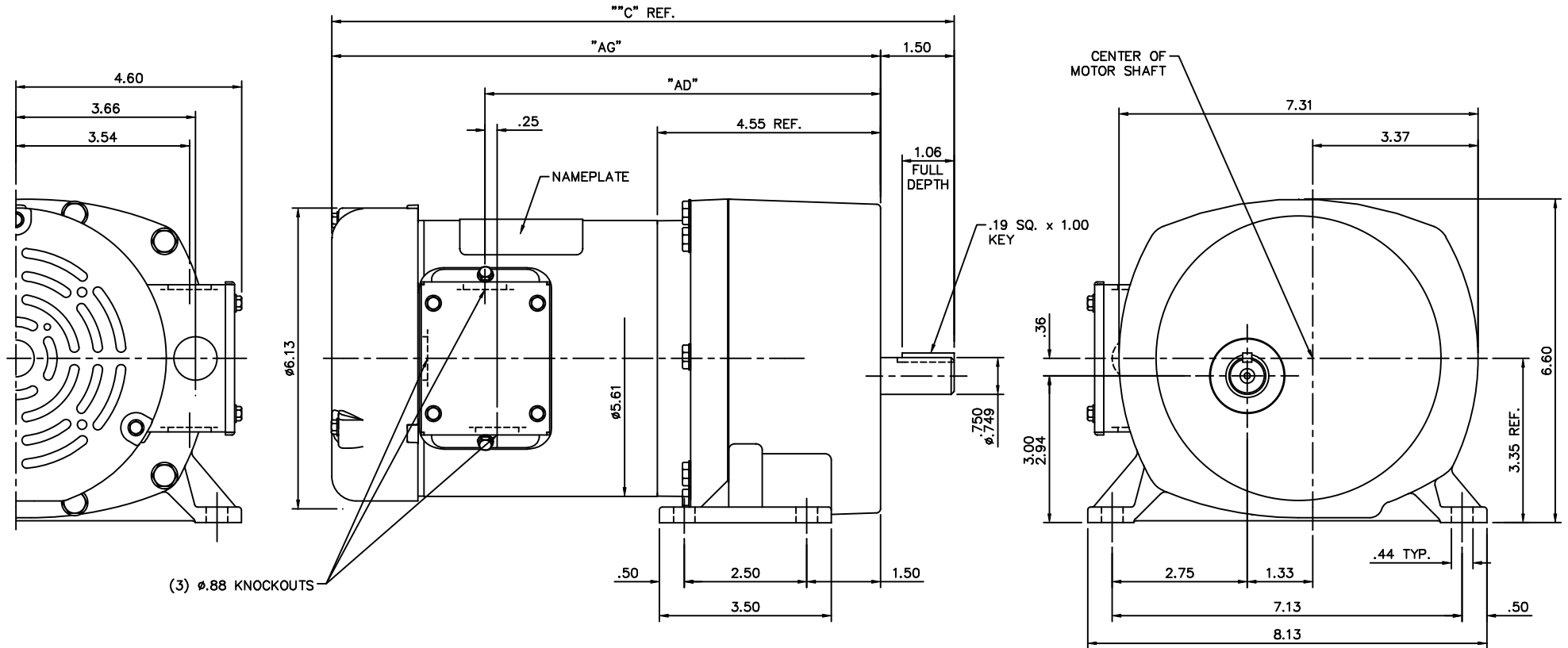
Nameplate Specifications

Output HP	0.33 Hp	Output KW	0.25 kW
Frequency	60 Hz	Voltage	208-230/460 V
Current	1.6/0.80 A	Speed	18 rpm
Service Factor	1.15	Phase	3
Duty	Continuous	Insulation Class	F
KVA Code	L	Frame	48Y
Enclosure	Totally Enclosed Fan Cooled	Overload Protector	No
Ambient Temperature	40 °C	Drive End Bearing Size	6203
Opp Drive End Bearing Size	6203	UL	Recognized
CSA	Y	CE	N

Technical Specifications

Rotation	Reversible	Mounting	Special
Shaft Type	Parallel	Overall Length	12.92 in
Frame Length	5.00 in	Shaft Diameter	0.750 in
Shaft Extension	1.5 in		
Outline Drawing	031837-500	Connection Diagram	005010.01

This is an uncontrolled document once printed or downloaded and is subject to change without notice. Date Created: 10/15/2018



GEARBOX RATIO	H.P.	CATALOG NUMBER	OUTLINE DASH NO.
95:1	1/3	107025.00	500
66:1	1/3	107026.00	500
42:1	1/3	107027.00	500
29:1	1/3	107028.00	500
19:1	1/3	107029.00	500
11:1	1/3	107030.00	500
6:1	1/3	107031.00	500
79:1	1/2	107032.00	550
42:1	1/2	107033.00	550
29:1	1/2	107034.00	550
19:1	1/2	107035.00	550
13:1	1/2	107036.00	550
6:1	1/2	107037.00	550

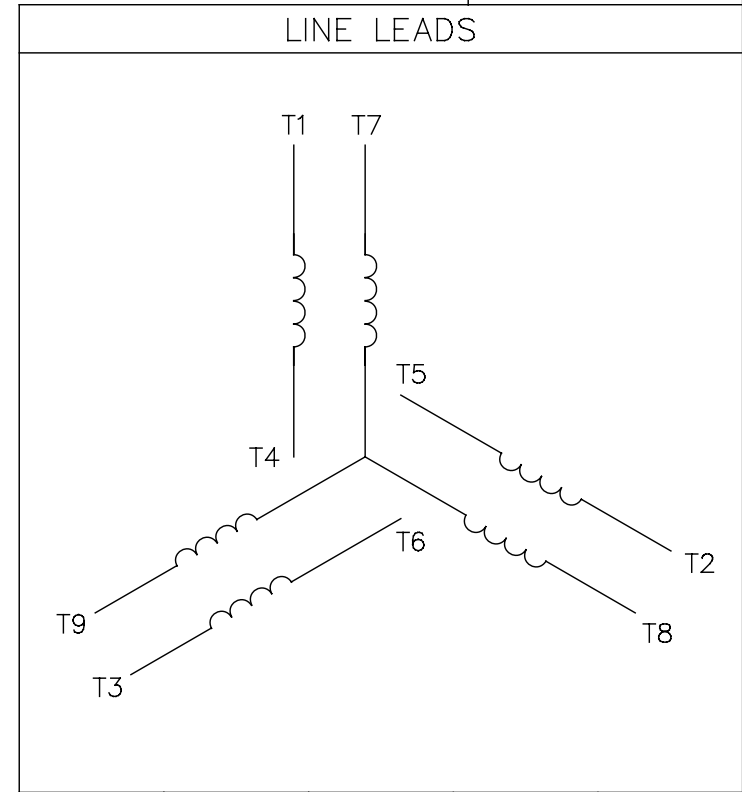
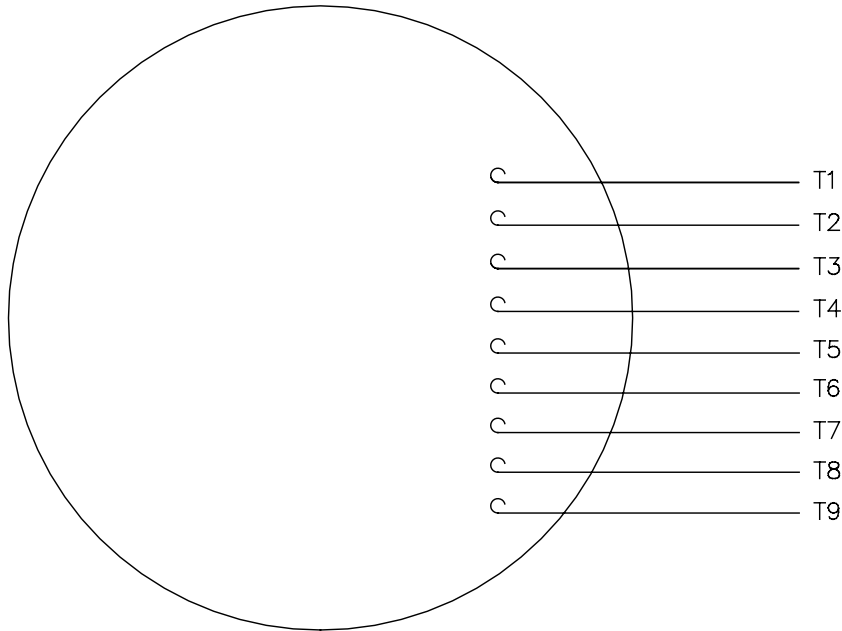
OUTLINE DASH NO.	"C"	"AG"	"AD"
500	12.92	11.42	8.31
550	13.42	11.92	8.81

GASKETS THROUGHOUT

NO.		REVISION		BY & DATE		TOLERANCES UNLESS SPECIFIED		LEESON	ELECTRIC MOTORS GEARMOTORS AND DRIVES	DRAWN PG 11/28/05	
CHK	ANG	CHK	ANG	CHK	ANG	DEC.	INCHES			CHK	APPD
						.X	±.1				
						.XX	±.03	TITLE	OUTLINE - 48 FRAME		SCALE 1=2
						.XXX	±.005		TEFC GEARMOTOR	REF	031259
						.XXXX	±.0005	MAT'L	3 PHASE	FMF	107025.00
								FINISH	STANDARD	PREV	
						RFP		CAD FILE	031837	SIZE	DRAWING NO.
						DIST				B	031837
THIS DRAWING IN DESIGN AND DETAIL IS OUR PROPERTY AND MUST NOT BE USED EXCEPT IN CONNECTION WITH OUR WORK ALL RIGHTS OF DESIGN AND INVENTION ARE RESERVED THIS IS AN ELECTRONICALLY GENERATED DOCUMENT - DO NOT SCALE THIS PRINT										REV.	

005010-01

VIEW FROM OUTSIDE OF MOTOR AT SWITCH END.



VOLTAGE	L1	L2	L3	JOIN & INSULATE
HIGH	T1	T2	T3	(T4,T7) (T5,T8) (T6,T9)
LOW	T1,T7	T2,T8	T3,T9	T4,T5,T6

				TOLERANCES UNLESS SPECIFIED		Regal Beloit America, Inc.		DRAWN RDW 04/12/02				
				DEC.	INCHES			CHK				
				.X	±.1			APPD				
				.XX	±.01			SCALE 1=1				
				.XXX	±.005	TITLE		REF FIG.2-51				
A	UPDATED TO REGAL LOGO			SAJ	06/26/15	AJY	.XXXX	±.0005	MAT'L.	DECAL - 004014	FMF	
NO.	REVISION			BY & DATE	CHK	ANG	±1/2"	FINISH			PREV	
THIS DRAWING IN DESIGN AND DETAIL IS OUR PROPERTY AND MUST NOT BE USED EXCEPT IN CONNECTION WITH OUR WORK ALL RIGHTS OF DESIGN AND INVENTION ARE RESERVED THIS IS AN ELECTRONICALLY GENERATED DOCUMENT - DO NOT SCALE THIS PRINT				RFP	04/12/02		CAD FILE	00501001		SIZE	DRAWING NO.	REV.
				DIST	BRF-NLV			A	005010-01		A	