

PRODUCT INFORMATION PACKET



Model No: C4T14FB4A

Catalog No: 102685.00

1/4HP..18kW.1425RPM.48.IP54.220/380/440V.3PH.50HZ.CONT.NOT.40C.1.15SF.RIGID.50
HERTZ.C4T14FB4A.A
50 Hz



Regal and Leeson are trademarks of Regal Beloit Corporation or one of its affiliated companies.

©2018 Regal Beloit Corporation, All Rights Reserved. MC017097E





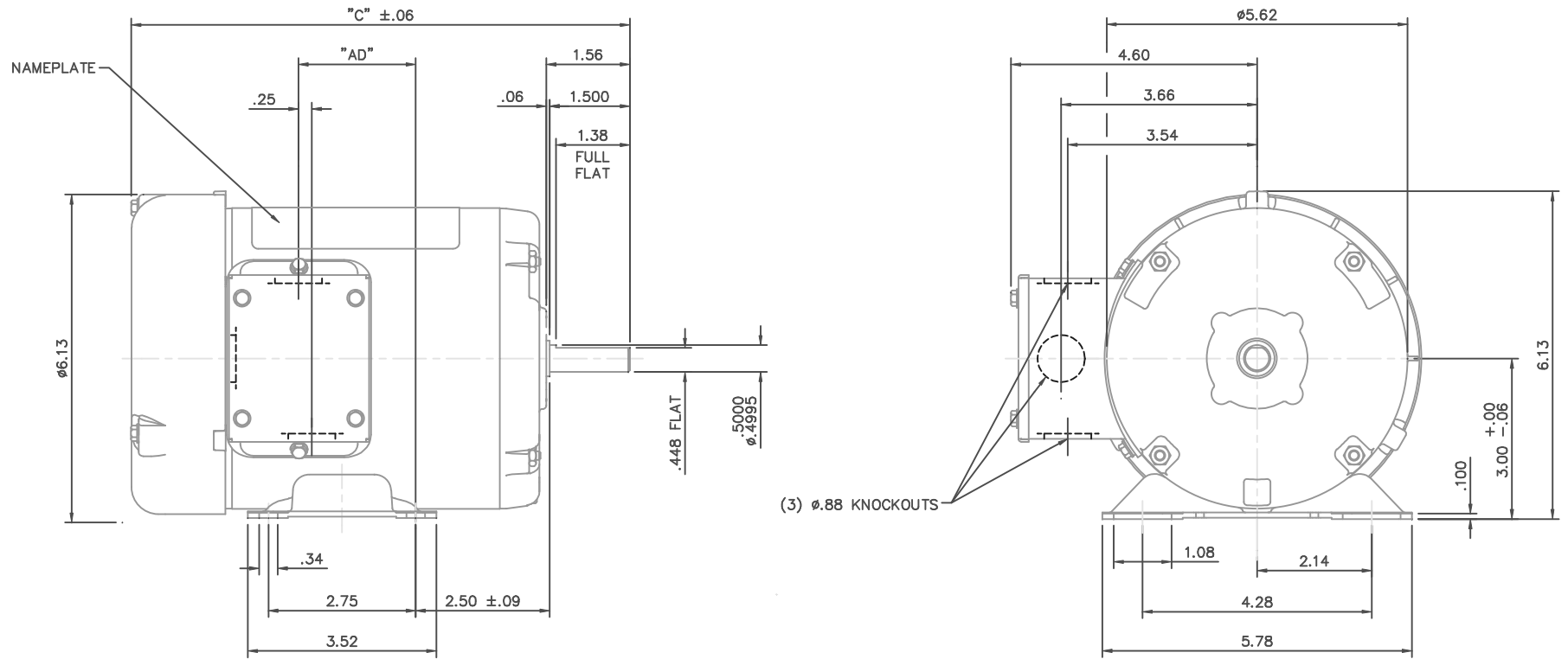
Nameplate Specifications

Output HP	0.25 Hp	Output KW	0.18 kW
Frequency	50 Hz	Voltage	220/380/440 V
Current	1.7/1.0/0.85 A	Speed	1425 rpm
Service Factor	1.15	Phase	3
Efficiency	56 %	Duty	Continuous
Insulation Class	B	Design Code	B
KVA Code	L	Frame	48
Enclosure	Totally Enclosed Fan Cooled	Overload Protector	No
Ambient Temperature	40 °C	Drive End Bearing Size	6203
Opp Drive End Bearing Size	6203	UL	Recognized
CSA	Y	CE	Y
IP Code	54		

Technical Specifications

Electrical Type	Squirrel Cage Induction Run	Starting Method	Across The Line
Poles	4	Rotation	Reversible
Mounting	Rigid base	Motor Orientation	HORIZONTAL
Drive End Bearing	BALL	Opp Drive End Bearing	BALL
Frame Material	Rolled Steel	Shaft Type	T
Overall Length	9.06 in	Frame Length	4.75 in
Shaft Diameter	0.500 in	Shaft Extension	1.5 in
Assembly/Box Mounting	F1 ONLY		
Outline Drawing	031634-475	Connection Diagram	005381.01

This is an uncontrolled document once printed or downloaded and is subject to change without notice. Date Created: 10/15/2018

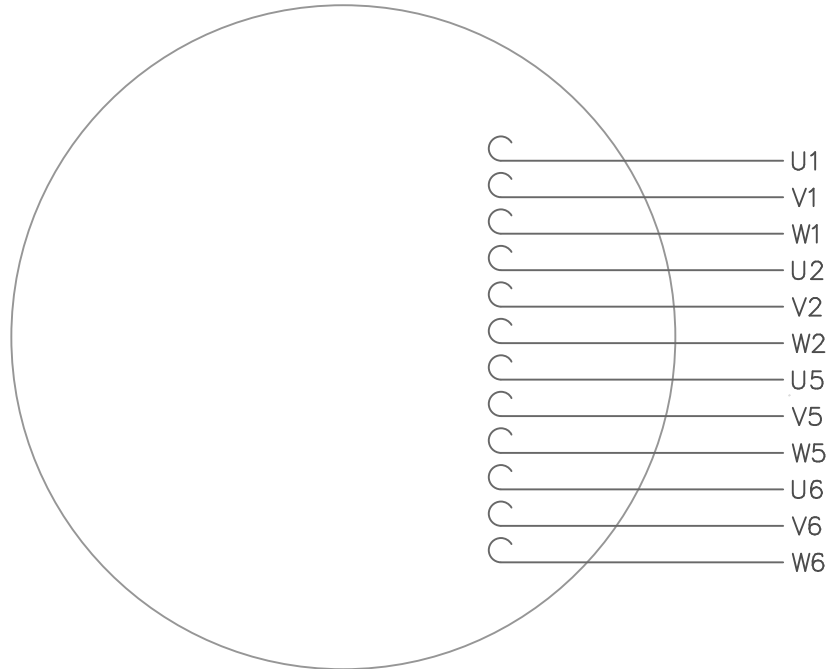


DASH NO.	"C"	"AD"
475	9.06	1.94
500	9.31	2.19
525	9.56	2.44
550	9.81	2.69
575	10.06	2.94
600	10.31	3.19
625	10.56	3.44
650	10.81	3.69
675	11.06	3.94

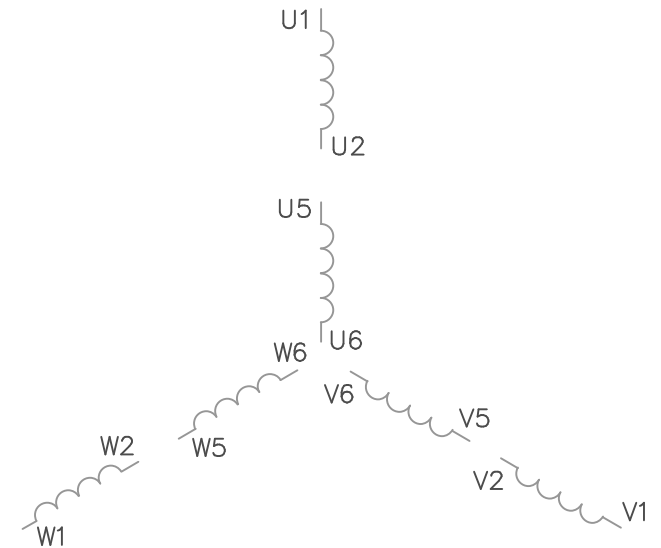
GASKETS THROUGHOUT

				TOLERANCES UNLESS OTHERWISE SPECIFIED		LEESON ELECTRIC CORPORATION			
				DEC.	INCHES	METRIC	DRAWN	PG 5/30/01	TITLE
				.X	±.1	±2.5	APPR.		OUTLINE -- 48 FRAME
				.XX	±.03	±.76	R.F.P.		RIGID MOUNT -- TEFC
				.XXX	±.005	±.127	SCALE	1=2	MAT'L
				.XXXX	±.0005	±.0127	FINISH		3 PHASE
NO.	REVISION	BY & DATE	CH'K'D.	FRACTIONS	±1/64	REF.	030391	REV.	DRAWING NO.
THIS DRAWING IN DESIGN AND DETAIL IS OUR PROPERTY AND MUST NOT BE USED EXCEPT IN CONNECTION WITH OUR WORK. ALL RIGHTS OF DESIGN AND INVENTION ARE RESERVED. THIS IS AN ELECTRONICALLY GENERATED DOCUMENT -- DO NOT SCALE THIS PRINT.				ANGLES	±1/2°	FMF			031634

VIEW FROM OUTSIDE OF MOTOR AT SWITCH END.



LINE LEADS



VOLTAGE	L1	L2	L3	JOIN
(2Δ) LOW	U1,W2 U5,W6	V1,U2 V5,U6	W1,V2 W5,V6	-----
(2Y) MEDIUM	U1,U5	V1,V5	W1,W5	(U2,V2,W2) (U6,V6,W6)
(1Δ) HIGH	U1,W6	V1,U6	W1,V6	(U2,U5) (V2,V5) (W2,W5)

TOLERANCES UNLESS OTHERWISE SPECIFIED

DECIMALS

.00 ± .01

.000 ± .005

.0000 ± .0005

FRACTIONS ± 1/64

ANGLES ± 1/2°

INCH/MM

LEESON ELECTRIC CORPORATION

DRAWN GWS 2/23/96 TITLE EXT. WIRING DIAGRAM
CH'K'D. TYPE "T" W/O PROTECTOR

APPR. MAT'L. DECAL - 080590

SCALE 1=1 REF. 005352 PG 3 FINISH STOCK SIZE A DRAWING NO. 005381-01

1	REDRAWN TO CURRENT STANDARDS	DBT	05/30/97
NO.	REVISION	BY	DATE

THIS DRAWING IN DESIGN AND DETAIL IS OUR PROPERTY AND MUST NOT BE USED EXCEPT IN CONNECTION WITH OUR WORK ALL RIGHTS OF DESIGN AND INVENTION ARE RESERVED

