

# PRODUCT INFORMATION PACKET



Model No: H062L

Catalog No: H062L

0.50 HP 2 speed General Purpose Motor, 3 phase, 1800/1800 RPM, 200-230/460 V, 56C Frame, TEFC  
Three Phase TEFC Motors



Regal and Century are trademarks of Regal Beloit Corporation or one of its affiliated companies.

©2019 Regal Beloit Corporation, All Rights Reserved. MC017097E

REGAL



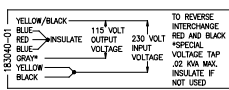
**Nameplate Specifications**

|                    |                    |                     |                                    |
|--------------------|--------------------|---------------------|------------------------------------|
| Output HP          | <b>0.50 Hp</b>     | Output KW           | <b>0.37 kW</b>                     |
| Frequency          | <b>60 Hz</b>       | Voltage             | <b>200-230/460 V</b>               |
| Current            | <b>1.6-1.8/9 A</b> | Speed               | <b>1725/1425 rpm</b>               |
| Service Factor     | <b>1.15</b>        | Phase               | <b>3</b>                           |
| Duty               | <b>Continuous</b>  | Insulation Class    | <b>B</b>                           |
| Frame              | <b>Y56C</b>        | Enclosure           | <b>Totally Enclosed Fan Cooled</b> |
| Thermal Protection | <b>None</b>        | Ambient Temperature | <b>40 °C</b>                       |
| UL                 | <b>Recognized</b>  | CSA                 | <b>Y</b>                           |
| CE                 | <b>N</b>           |                     |                                    |

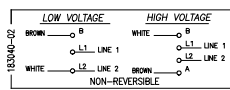
**Technical Specifications**

|                       |  |                   |                                    |
|-----------------------|--|-------------------|------------------------------------|
| Electrical Type       | <b>Polyphase, Induction Type, Single Or Dual Voltage</b> | Starting Method   | <b>Across The Line</b>             |
| Poles                 | <b>4</b>   | Rotation          | <b>Reversible Counterclockwise</b> |
| Mounting              | <b>C</b>   | Drive End Bearing | <b>Ball</b>                        |
| Opp Drive End Bearing | <b>Ball</b>  | Frame Material    | <b>Rolled Steel</b>                |
| Shaft Type            | <b>Keyed</b>   | Overall Length    | <b>11.59 in</b>                    |
| Frame Length          | <b>5.38 in</b>   | Shaft Diameter    | <b>0.625 in</b>                    |
| Shaft Extension       | <b>2.07 in</b>   |                   |                                    |

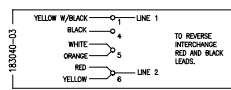
This is an uncontrolled document once printed or downloaded and is subject to change without notice. Date Created:30/10/2019



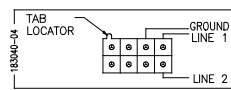
GRP. 01



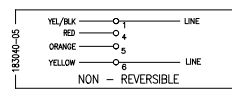
GRP. 02



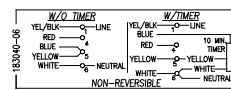
GRP. 03



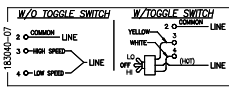
GRP. 04



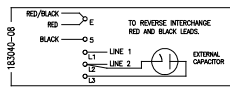
GRP. 05



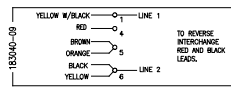
GRP. 06



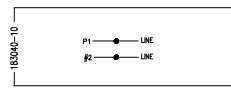
GRP. 07



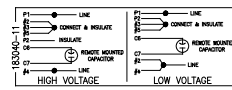
GRP. 08



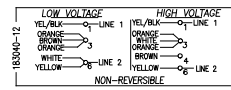
GRP. 09



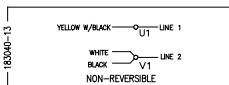
GRP. 10



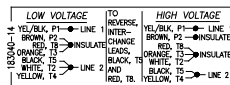
GRP. 11



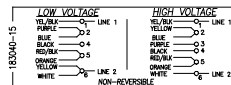
GRP. 12



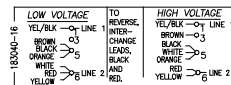
GRP. 13



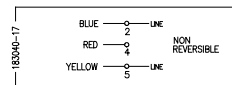
GRP. 14



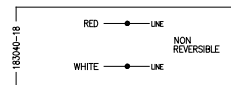
GRP. 15



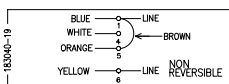
GRP. 16



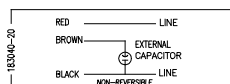
GRP. 17



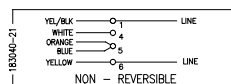
GRP. 18



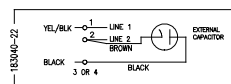
GRP. 19



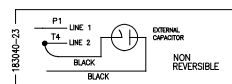
GRP. 20



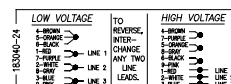
GRP. 21



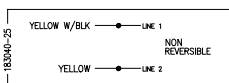
GRP. 22



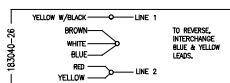
GRP. 23



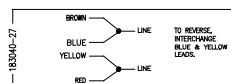
GRP. 24



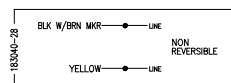
GRP. 25



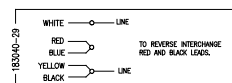
GRP. 26



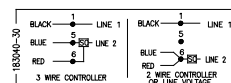
GRP. 27



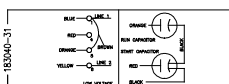
GRP. 28



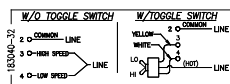
GRP. 29



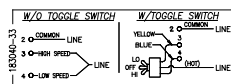
GRP. 30



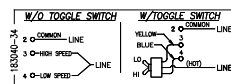
GRP. 31



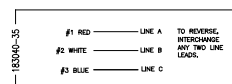
GRP. 32



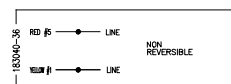
GRP. 33



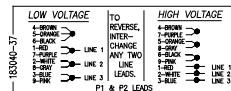
GRP. 34



GRP. 35



GRP. 36



GRP. 37

NOTES:

1. DOTTED BOX REPRESENTS TOTAL PRINTED AREA ALLOWED FOR CORRECTION DIAGRAM TO FIT IN (2.13 X .75). SEE NAMEPLATE DRAWING 178900 AND 178901 FOR LOCATION.
2. CHARACTERS ARE TO BE A MINIMUM OF .03 TO .06 MAXIMUM IN HEIGHT.
3. DETAILS ARE NOT TO BE COPIED FROM DRAWING, BUT ARE TO BE REPRODUCED FROM ORIGINAL ARTWORK FURNISHED.

|  |                       |                  |   |                   |  |
|--|-----------------------|------------------|---|-------------------|--|
| DRAWING REVISION BY<br>H   | REVISION BY<br>SHEISH | DATE<br>07/17/19 | TOLERANCES UNLESS OTHERWISE SPECIFIED<br>DEC. INCH mm ANGLE<br>X ±0.1 [±2.5] ±0.5°  | DRAWN BY:<br>PLM  | Regal Beloit America, Inc.<br>DESCRIPTION<br>NAMEPLATE DIAGRAM |
| ECCO-0170761   | APPROVED BY<br>SM     | DATE<br>07/17/19 | XXX ±0.02 [±0.51] ±0.127°<br>XXX ±0.005 [±0.127] ±0.127°<br>XXX ±0.005 [±0.127] ±0.127°   | DATE:<br>04/13/92 |  |
| ECCO DESCRIPTION<br>ADDED GROUP 37   |                       |                  | REMOVE BURRS & BREAK SHARP EDGES .003/.015 [0.076/.381] CORNER FILLETS .02 [.51] MACHINED SURFACES .003 [0.127] INCH mm SHOWN IN BRACKETS | APPROVED BY:      | MATERIAL   |
| COPYRIGHT REGAL BELOIT AMERICA, INC. ALL RIGHTS RESERVED. PROPRIETARY AND CONFIDENTIAL INFORMATION - THIS DOCUMENT IS THE PROPERTY OF REGAL BELOIT AMERICA, INC. (CONTRACT) AND CONTAINS OWNERS PROPRIETARY INFORMATION. ANY PERSON, CORPORATION OR OTHER FIRM RECEIVING IT IS GRANTED, BY RECEIVING IT, TO AGREE THAT IT AND/OR ANY PART OF IT, SHALL NOT BE DISCLOSED TO ANY PERSON, CORPORATION OR OTHER ENTITY, SUPPLIER, AND/OR USER, WITHOUT AS EXPRESSLY APPROVED IN WRITING BY OWNER. THIS DOCUMENT SHALL BE RETURNED TO OWNER UPON REQUEST. IT MAY BE SUBJECT TO CERTAIN RESTRICTIONS UNDER APPLICABLE EXPORT CONTROL LAWS AND REGULATIONS. |                       |                  | REFERENCE   | PROCESS/FINISH    | SHEET  |
|  |                       |                  | THIRD ANGLE PROJECTION  | SIZE DWG NO<br>C  | 183040   |