

PRODUCT INFORMATION PACKET



Model No: B597

Catalog No: B597

3/4 HP Milk Pump Duty Motor, 3 phase, 3600 RPM, 208-230/460 V, 56HCZ Frame, TENV
Low Voltage NEMA Milk Pump Duty Motors



Regal and Century are trademarks of Regal Beloit Corporation or one of its affiliated companies.

©2019 Regal Beloit Corporation, All Rights Reserved. MC017097E

REGAL



Nameplate Specifications

Output HP	3/4 Hp	Output KW	0.56 kW
Frequency	60 Hz	Voltage	208-230/460 V
Current	2.5-2.4/1.2 A	Speed	3450 rpm
Service Factor	1	Phase	3
Duty	Continuous	Insulation Class	B
Frame	56HCZ	Enclosure	Totally Enclosed Non Ventilated
Thermal Protection	Thermally Protected	Ambient Temperature	40 °C
UL	Recognized	CSA	Y
CE	N		

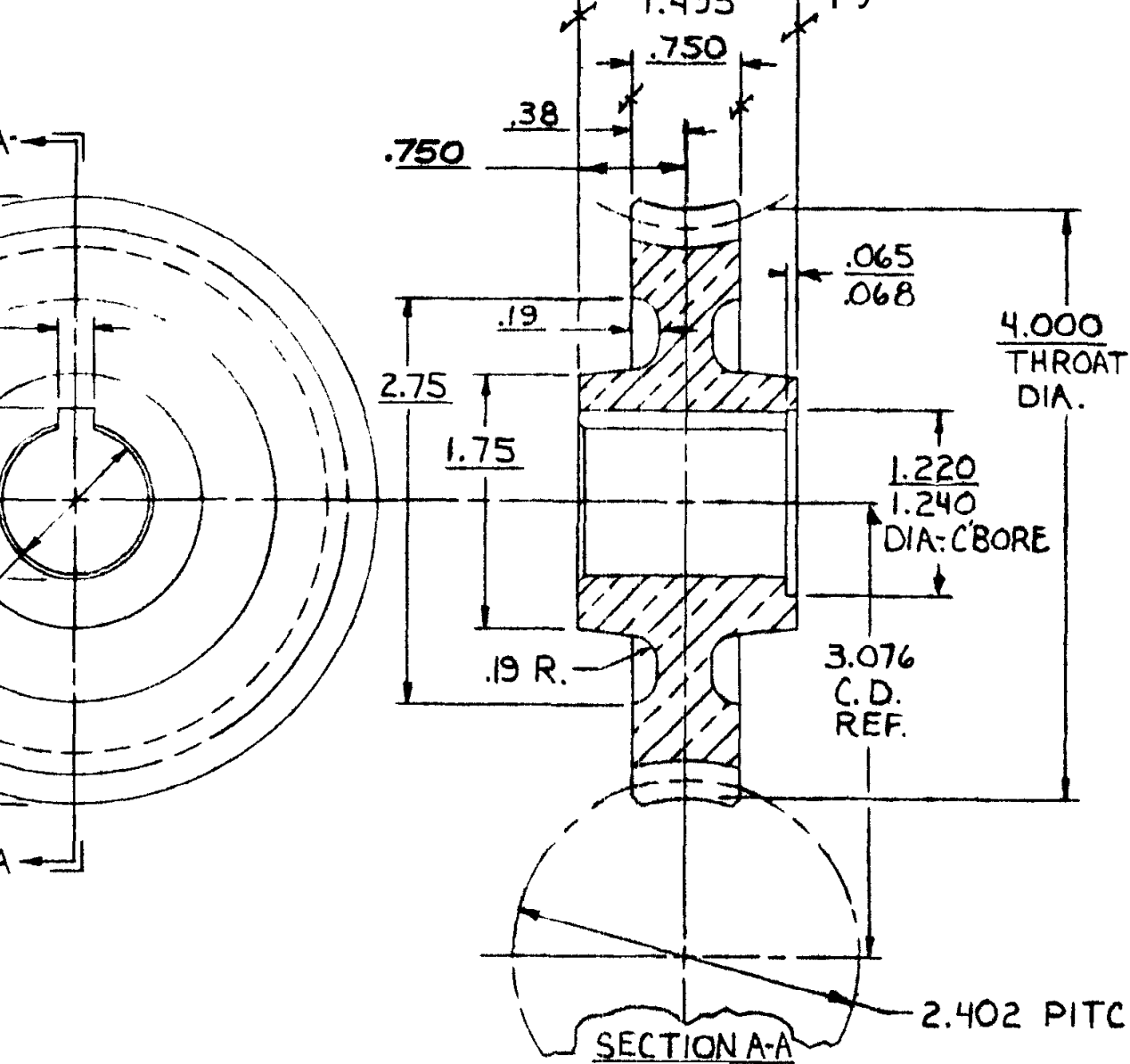
Technical Specifications

Electrical Type	Polyphase, Induction Type, Single Or Dual Voltage	Starting Method	Across The Line
Poles	2	Rotation	Reversible Clockwise
Mounting	Rigid Base	Drive End Bearing	Ball
Opp Drive End Bearing	Ball	Frame Material	Rolled Steel
Shaft Type	Flat	Overall Length	13.36 in
Frame Length	6.25 in	Shaft Diameter	0.750 in
Shaft Extension	3.23 in		

This is an uncontrolled document once printed or downloaded and is subject to change without notice. Date Created:04/11/2019

Uncontrolled Copy

EDP#0205970022



WORM GEAR DATA:	
NO. OF TEETH	30
DIAMETRAL PITCH	8
PRESSURE ANGLE	14 1/2°
PITCH DIAMETER	3.750
HAND	RIGHT
HELIX ANGLE	2° 59'
LEAD	.3927
ADDENDUM	.125
DEDENDUM	.145
WHOLE DEPTH (APPROX)	.2696
CENTER DISTANCE	3.076
PROCESS BACKLASH	
WORM THREAD DATA:	
NO. OF THREADS	1
PITCH DIAMETER	2.402
HAND	RIGHT
AXIAL PITCH (REF)	.3927
LEAD (REF)	.3927
LEAD ANGLE (REF)	2° 59'
BACKLASH (ASSEMBLED)	.006 / .008

WORM MATE P/N — B598

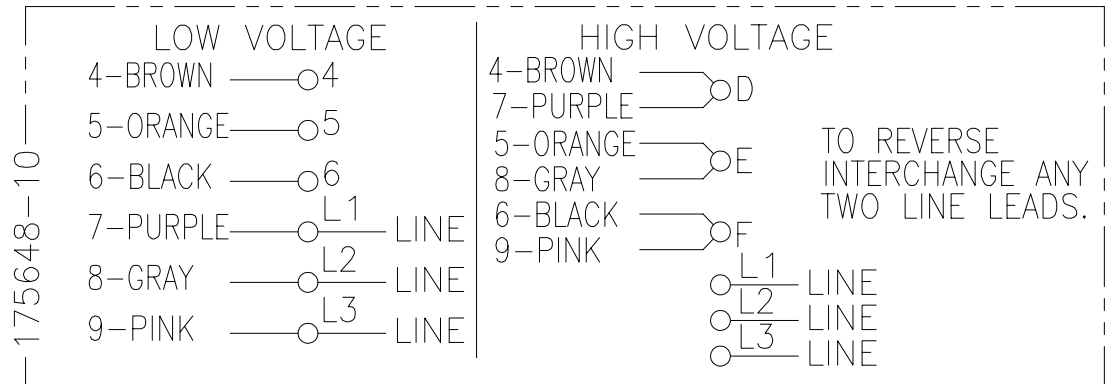
4

3

2

1

REV	ECO	REV BY	DATE	APPD	DATE
C	ECO-0027036	J. COX	11-19-2012	C. McREYNOLDS	11-19-2012



- NOTES:
1. DOTTED BOX REPRESENTS TOTAL PRINTED AREA ALLOWED FOR CONNECTION DIAGRAM TO FIT IN (2.13 X .75) [(541.0 X 19.1)]. SEE NAMEPLATE DRAWING 170500 OR 170501 FOR LOCATION.
 2. CHARACTERS ARE TO BE A MINIMUM OF .03[.8] TO .06[1.5] MAXIMUM IN HEIGHT.
 3. DETAIL ARE NOT TO BE COPIED FROM DRAWING, BUT ARE TO BE REPRODUCED FROM ORIGINAL ARTWORK FURNISHED.

GEOMETRIC CHARACTERISTICS & SYMBOLS

- ▭ FLATNESS
- STRAIGHTNESS
- ∠ ANGULARITY
- ⊥ PERPENDICULARITY (SQUARENESS)
- // PARALLELISM
- ROUNDNESS (CIRCULARITY)
- ⊘ CYLINDRICITY
- △ PROFILE OF ANY SURFACE
- ∩ PROFILE OF ANY LINE
- ↗ RUNOUT
- ⊕ TRUE POSITION
- ◎ CONCENTRICITY
- ≡ SYMMETRY

ASME Y14.5M 1994

UNLESS OTHERWISE SPECIFIED
DIM. TOLERANCES ARE AS FOLLOWS:

INCH	±.1	±.02	±.005	±.0005
mm	±0.5	±0.13	±0.013	

ANG. ±.50 DEG
REMOVE BURRS & BREAK SHARP EDGES:
INCH .003-.015 mm 0.1-0.4
CORNER FILLETS TO:
INCH .020 mm 0.5
MACHINE SURFACES:
INCH 125 mm 3.2

METRIC DIMS. SHOWN IN [BRACKETS]

DR BY:	PLM	02-17-1989
APPD:	MH	02-21-1989
THIRD ANGLE PROJECTION		EDS DATE 11-11-2011 FORMAT REV H
CONFIDENTIAL: THIS DRAWING AND ITS INFORMATION ARE THE EXCLUSIVE AND CONFIDENTIAL PROPERTY OF REGAL-BELOIT CORPORATION AND ARE NOT TO BE DISCLOSED, DUPLICATED, DISTRIBUTED OR OTHERWISE USED WITHOUT THE WRITTEN CONSENT OF REGAL-BELOIT CORPORATION. -ALL RIGHTS RESERVED.		

		REGAL-BELOIT CORPORATION	
DESCRIPTION CONN DIAGRAM-NAMEPLATE			
SIZE	B	DWG NO	17564810
SCALE	NONE	SHEET 1	

4

3

2

1

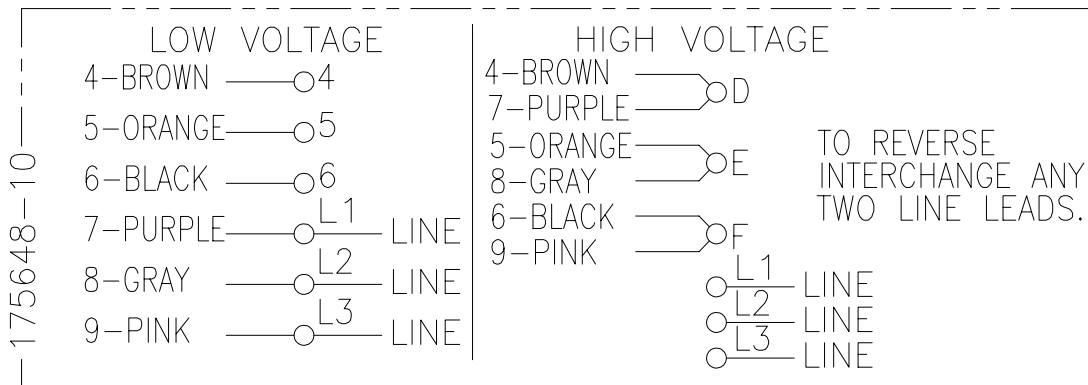
4

3

2

1

REVISION:	ECO	REVISADO POR:	FECHA:	APROBADO POR:	FECHA:
C	ECO-0027036	J. COX	11-19-2012	C. McREYNOLDS	11-19-2012



NOTAS:

1. LA CAJA PUNTEADA REPRESENTA EL AREA TOTAL DE IMPRESION PERMITIDA PARA EL DIAGRAMA DE CONEXION AJUSTADO EN (2.13 X .75) [(541.0 X 19.1)]. VER LA PLACA DE DATOS EN EL DIBUJO 170500 O 170501 PARA UBICACION.
2. CARACTERES DEBEN ESTAR A UNA ALTURA MINIMA DE .03[.8] A UNA MAXIMA DE .06[1.5].
3. LOS DETALLES NO SERAN COPIADOS AL DIBUJO, PERO DEBEN SER PRODUCIDOS DESDE EL BOCETO ORIGINAL PROPORCIONADO.

CARACTERISTICAS DE GEOMETRIA Y SIMBOLOS

- PLANICIDAD
- RECTITUD
- ∠ ANGULARIDAD
- ⊥ PERPENDICULARIDAD (A ESCUADRA)
- // PARALELISMO
- REDONDEZ (CIRCULARIDAD)
- ⊘ CILINDRICIDAD
- ⊖ PERFIL DE CUALQUIER SUPERFICIE
- ⌒ PERFIL DE CUALQUIER LINEA
- ∇ VARIACION
- ⊕ POSICION REAL
- ⊙ CONCENTRICIDAD
- ≡ SIMETRIA

ASME Y14.5M 1994

A MENOS QUE SE ESPECIFIQUE DE OTRA MANERA, LAS TOLERANCIAS DE LAS DIMS; SON LAS SIGUIENTES:

	X	XX	XXX	XXXX
PULG	±.1	±.02	±.005	±.0005
mm	±0.5	±0.13	±0.013	
ANG.	±.50 GRADOS			
ELIMINAR REBABAS Y ORILLAS FILOSAS DEL BORDE.				
PULG	.003-.015	mm	0.1-0.4	
FILETEAR ESQUINA:	PULG .020 mm 0.5			
MAQUINAR SUPERFICIES	PULG 125 mm 3.2			

DIMS METRICAS MOSTRADAS [PARENTESIS]

DIBUJADO POR:	PLM	02-17-1989
APROBADO POR:	MH	02-21-1989
TERCER ANGULO DE PROYECCION		FECHA EDS: 11-11-2011 REV. FORMATO: H
CONFIDENCIAL: ESTE DIBUJO Y SU INFORMACION SON PROPIEDAD DE USO EXCLUSIVO Y CONFIDENCIAL DE REGAL-BELOIT CORPORATION Y NO DEBERAN SER REVELADOS, DUPLICADOS, DISTRIBUIDOS O USARSE DE OTRA MANERA SIN EL CONSENTIMIENTO ESCRITO DE REGAL-BELOIT CORPORATION. -TODOS LOS DERECHOS RESERVADOS.		



DESCRIPCION:	CONN DIAGRAM-NAMEPLATE	
TAMAÑO:	B	NUMERO DE DIBUJO: 17564810
ESCALA:	NONE	HOJA: 1

4

3

2

1