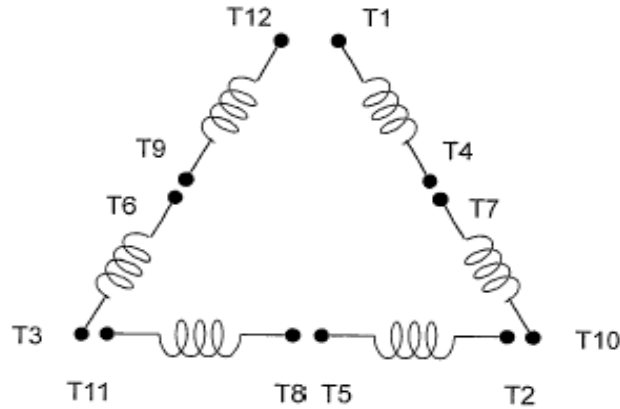


DATE:  
July 26, 2005

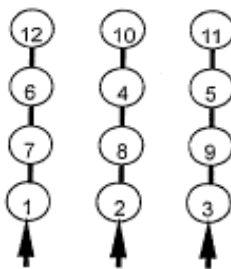
# CONNECTION DIAGRAM

CATALOG NO.:  
XV0304C

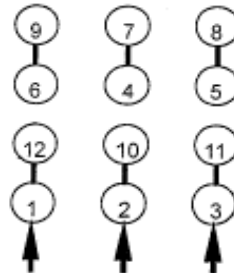


**SCHEMATIC - Δ / Y CONNECTION**

## ACROSS THE LINE CONNECTION

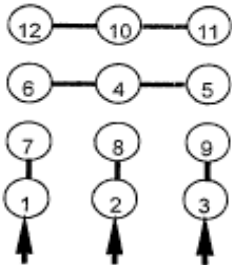


**LINE**  
**230 VOLT CONNECTION**

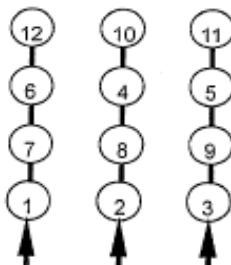


**LINE**  
**460 VOLT CONNECTION**

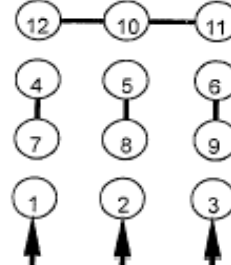
## WYE START-DELTA RUN CONNECTION



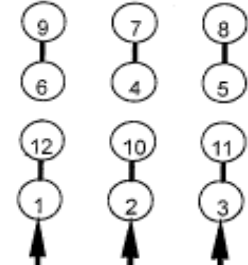
**LINE**  
**230 VOLT START**



**LINE**  
**230 VOLT RUN**



**LINE**  
**460 VOLT START**



**LINE**  
**460 VOLT RUN**



DWG NO.  
**DAC-1565-4**