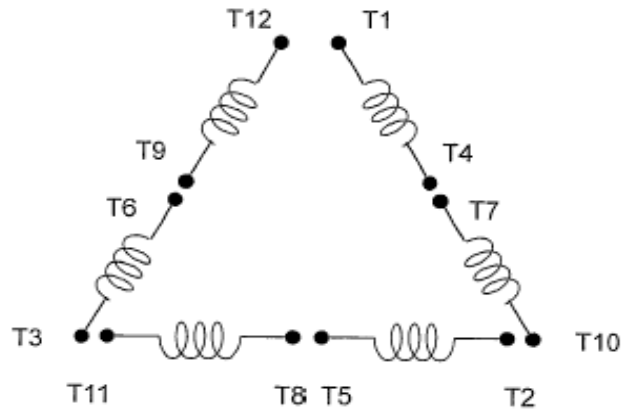


DATE:
September 22, 2005

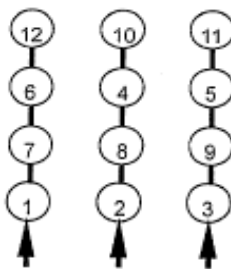
CONNECTION DIAGRAM

CATALOG NO.:
XV0104C-50

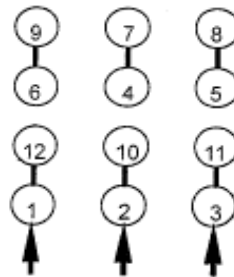


SCHEMATIC - Δ / Y CONNECTION

ACROSS THE LINE CONNECTION

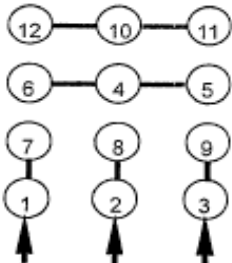


LINE
190 VOLT CONNECTION

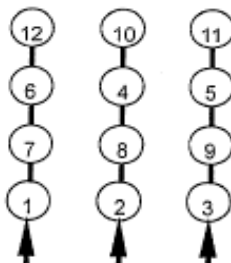


LINE
380 VOLT CONNECTION

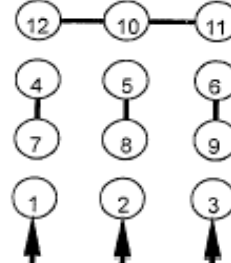
WYE START-DELTA RUN CONNECTION



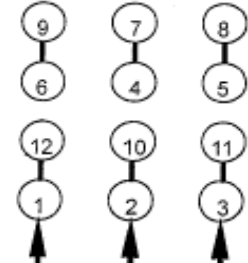
LINE
190 VOLT START



LINE
190 VOLT RUN



LINE
380 VOLT START



LINE
380 VOLT RUN