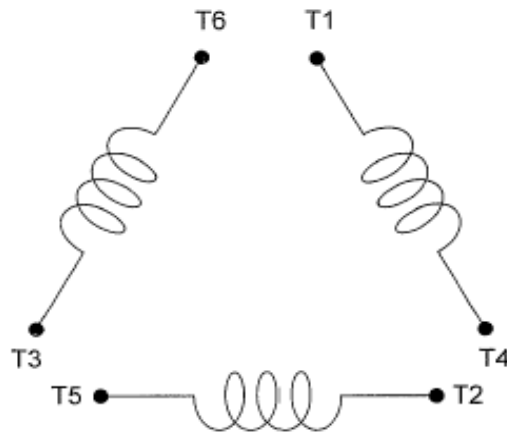
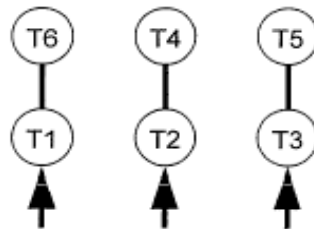


DATE: October 4, 2005	<b>CONNECTION DIAGRAM</b>	CATALOG NO.: <b>E3508R-50</b>
--------------------------	---------------------------	----------------------------------



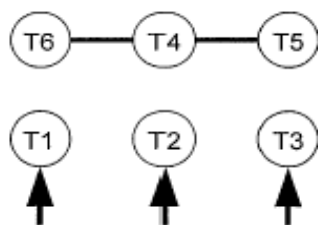
**SCHEMATIC -  $\Delta$  / Y CONNECTION**

## ACROSS THE LINE CONNECTION

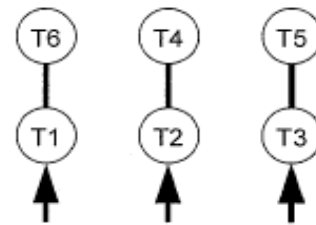


**380 VOLT CONNECTION**

## WYE START-DELTA RUN CONNECTION



**LINE  
380 VOLT START**



**LINE  
380 VOLT RUN**