



Dealers Industrial Equipment

No.:

Date: 23-SEP-2016

Customer :

TECHNICAL PROPOSAL

Three-phase induction motor - Squirrel cage rotor

Product line : P-Base Motors : High Efficiency

Catalog Number : -

List Price : \$-

Notes:

Downloaded from <http://dealerselectric.com>

Generated for Model #01536EP3E215HP

Performed by:

Checked:



Dealers Industrial Equipment

No.:

Date: 23-SEP-2016

DATA SHEET Three-phase induction motor - Squirrel cage rotor

Customer :
Product line : P-Base Motors : High Efficiency

Frame : 215HP
Output : 15 HP
Frequency : 60 Hz
Poles : 2
Full load speed : 3500 rpm
Slip : 2.78 %
Voltage : 230/460 V
Rated current : 34.4/17.2 A
Locked rotor current : 210/105 A
Locked rotor current (I_L/I_n) : 6.1
No-load current : 8.00/4.00 A
Full load torque : 22.2 lb.ft
Locked rotor torque : 200 %
Breakdown torque : 220 %
Design : B
Insulation class : F
Temperature rise : 80 K
Locked rotor time : 10 s (hot)
Service factor : 1.25
Duty cycle : S1
Ambient temperature : -20°C - +40°C
Altitude : 1000 m
Degree of Protection : IP55
Approximate weight : 161 lb
Moment of inertia : 0.66539 sq.ft.lb
Noise level : 72 dB(A)

	D.E.	N.D.E.
Bearings	6309 C3	6207 ZZ
Regreasing interval	7898 h	---
Grease amount	13 g	---

Load	Power factor	Efficiency (%)
100%	0.89	90.2
75%	0.87	90.2
50%	0.80	89.0

Notes:
Downloaded from <http://dealerselectric.com>
Generated for Model #01536EP3E215HP

Performed by

Checked



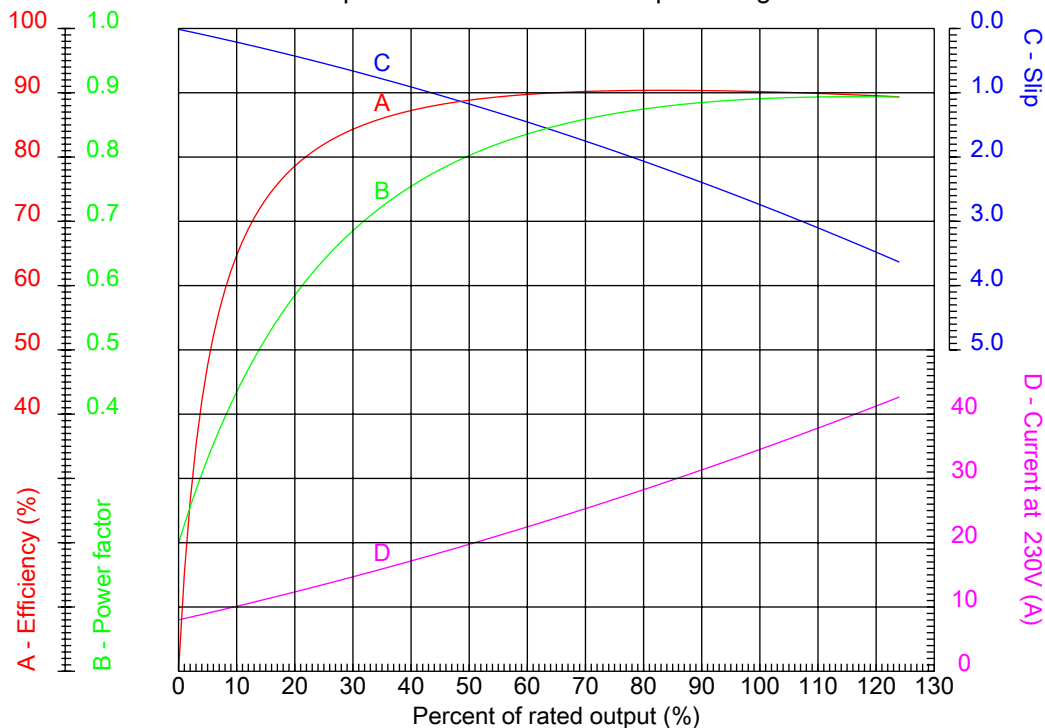
Dealers Industrial Equipment

No.:

Date: 23-SEP-2016

PERFORMANCE CURVES RELATED TO RATED OUTPUT

Three-phase induction motor - Squirrel cage rotor



Customer :
Product line : P-Base Motors : High Efficiency

Frame	: 215HP	Locked rotor current (I _l /I _n)	: 6.1
Output	: 15 HP	Duty cycle	: S1
Frequency	: 60 Hz	Service factor	: 1.25
Full load speed	: 3500 rpm	Design	: B
Voltage	: 230/460 V	Locked rotor torque	: 200 %
Rated current	: 34.4/17.2 A	Breakdown torque	: 220 %
Insulation class	: F		

Notes:
Downloaded from <http://dealerselectric.com>
Generated for Model #01536EP3E215HP

Performed by

Checked



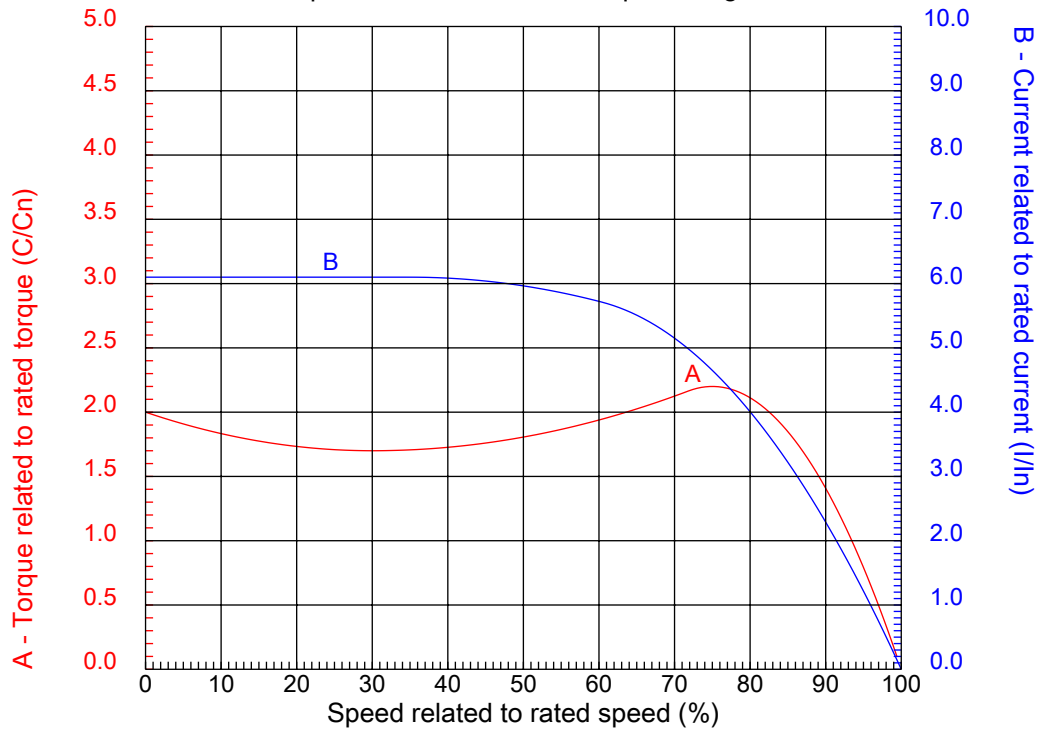
Dealers Industrial Equipment

No.:

Date: 23-SEP-2016

CHARACTERISTIC CURVES RELATED TO SPEED

Three-phase induction motor - Squirrel cage rotor



Customer :
Product line : P-Base Motors : High Efficiency

Frame	: 215HP	Locked rotor current (I _l /I _n)	: 6.1
Output	: 15 HP	Duty cycle	: S1
Frequency	: 60 Hz	Service factor	: 1.25
Full load speed	: 3500 rpm	Design	: B
Voltage	: 230/460 V	Locked rotor torque	: 200 %
Rated current	: 34.4/17.2 A	Breakdown torque	: 220 %
Insulation class	: F		

Notes:
Downloaded from <http://dealerselectric.com>
Generated for Model #01536EP3E215HP

Performed by

Checked

1 2 3 4 5 6 7 8

A

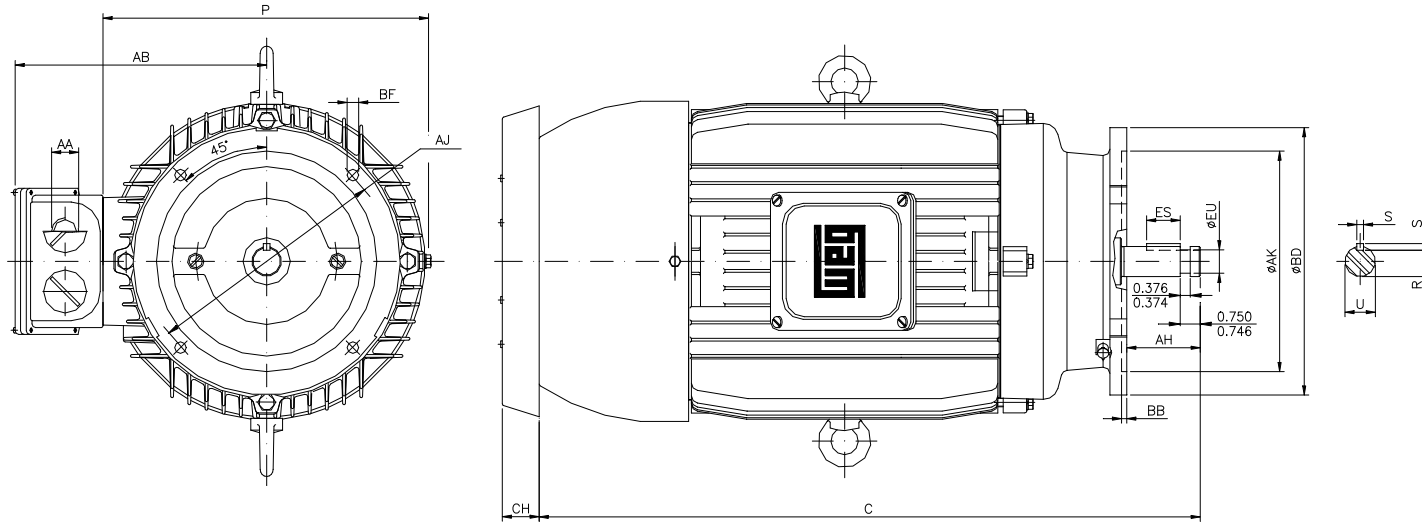
B

C

D

E

F



Notes: Downloaded from <http://dealerselectric.com>
Generated for Model #01536EP3E215HP

Performed by:

Checked:

Customer:

P-Base Motors : High Efficiency

ES 1.250	S 0.250	BB 0.000	EU 0.875	U 1.125
R 0.984	P 10.630	AH 2.750	AB 8.149	C 20.126
CH 1.220	AA NPT 1"			

Three-phase induction motor
Frame 215HP - IP55

23-SEP-2016

