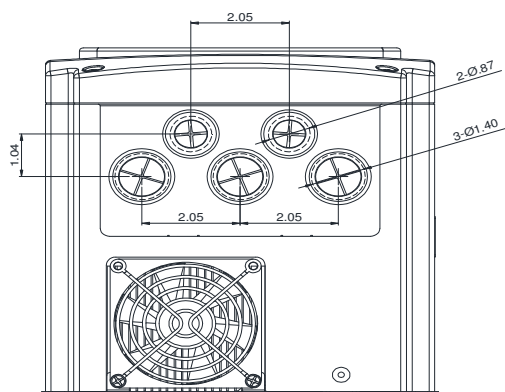
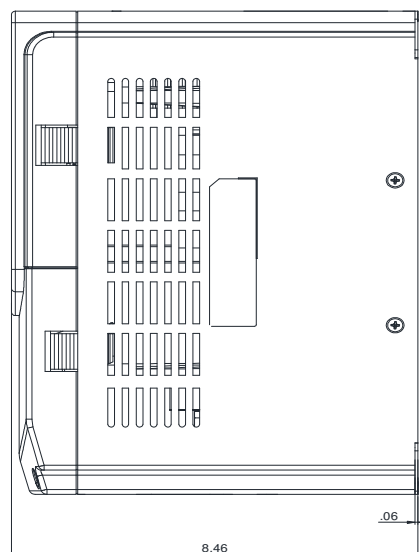
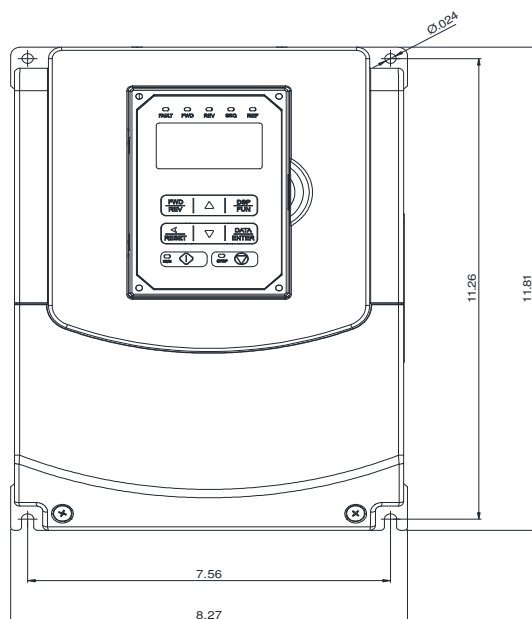


GENERAL DATASHEET VARIABLE SPEED DRIVE

SERIES F510		MODEL# F510-2015-C3-U	
ISSUED 8/26/2016		ENCLOSURE/ FRAME NEMA 1 (IP20) / F3	
INPUT AMPS ND (VT) 41.7		AC INPUT VOLTAGE 200-240	AC INPUT FREQUENCY 50/60
AC INPUT PHASE 3			
OUTPUT HP ND (VT) 15	OUTPUT AMPS ND (VT) 40	AC OUTPUT VOLTAGE 0-240	AC OUTPUT FREQUENCY 0-400
AC OUTPUT PHASE 3			



Approved By:	Brian Smith	Drawing No:	F510-230-015-F3	Revision: 0
--------------	-------------	-------------	-----------------	-------------